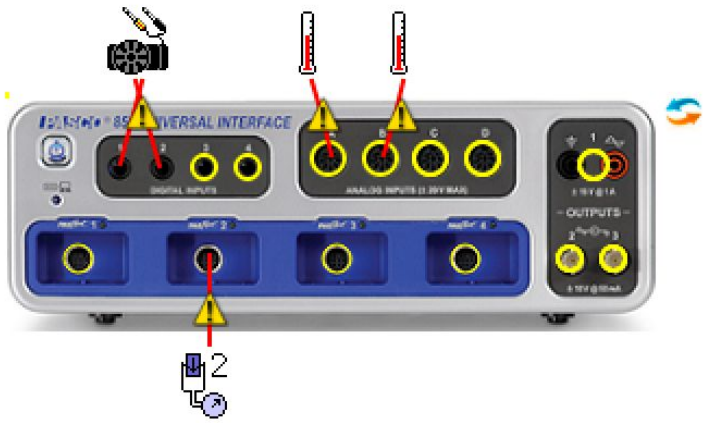








 PASCO® 850 Universal Interface



	Dual Pressure Sensor	<input checked="" type="checkbox"/>	
	Temperature Sensor	<input checked="" type="checkbox"/>	
	Temperature Sensor	<input checked="" type="checkbox"/>	
	Rotary Motion Sensor	<input checked="" type="checkbox"/>	

Link to download Captone Heat Engine Lab File

<https://tinyurl.com/zztfj9b>